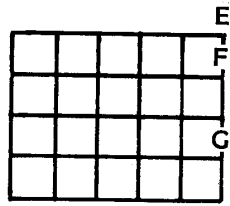


## NOTES ON STRING 1

The location of the notes is illustrated on the fingerboard diagram, accompanied by their notation on the staff.

Location



Notation



The location of notes is learned through many repetitions of the note drills. (The left hand fingers are numbered 1, 2, 3 and 4 from the index finger. Open strings are marked "0".)

Note Drill:

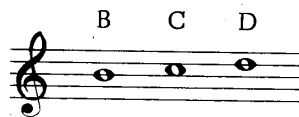
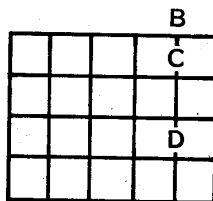


Coordination between the eyes and hands is developed with the reading exercises.

Reading Exercise:



## NOTES ON STRING 2



Note Drill:

